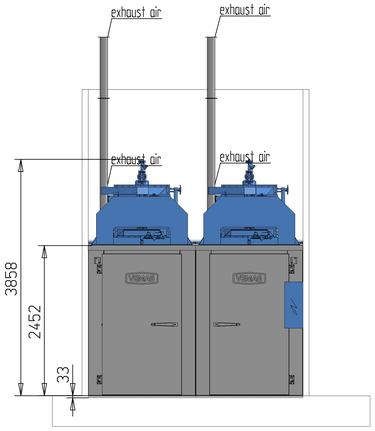

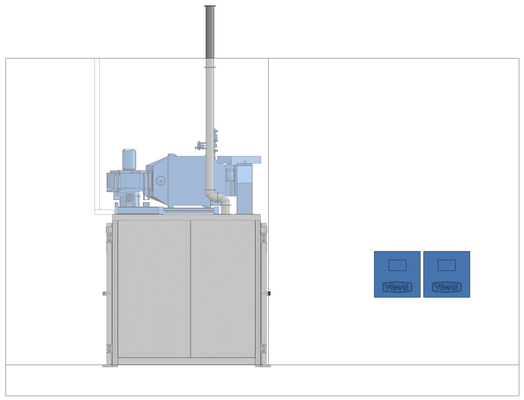

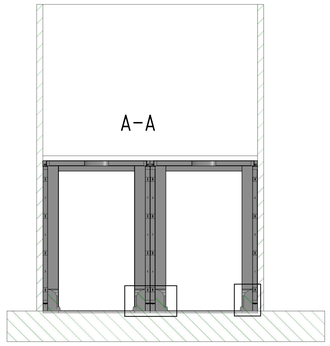

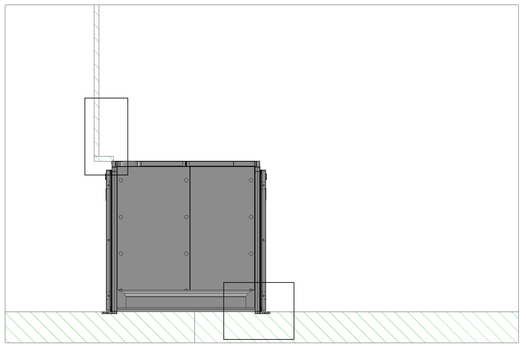

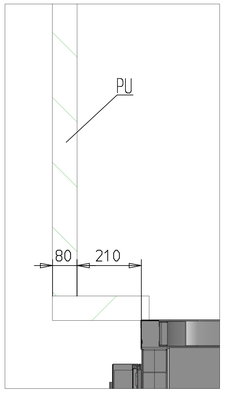

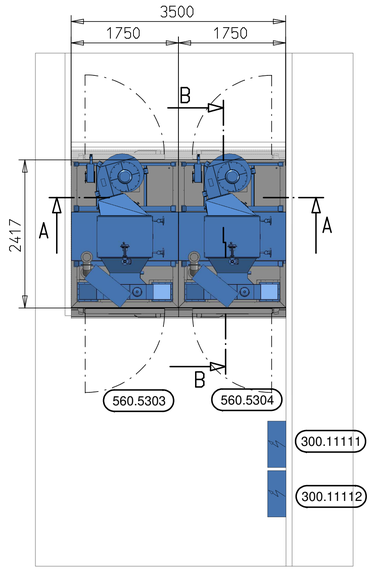

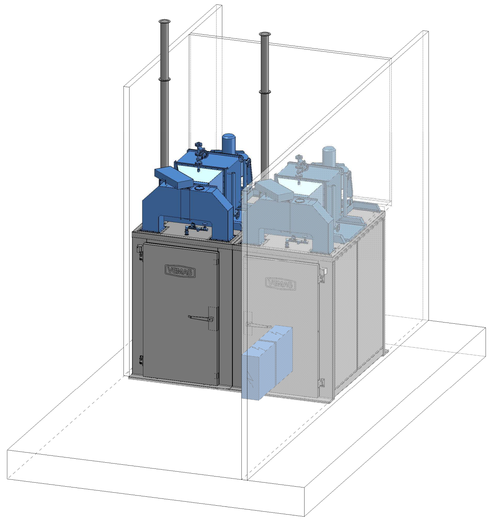

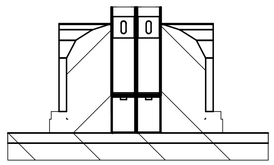

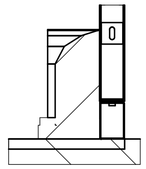

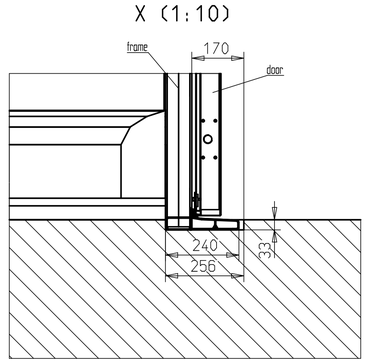

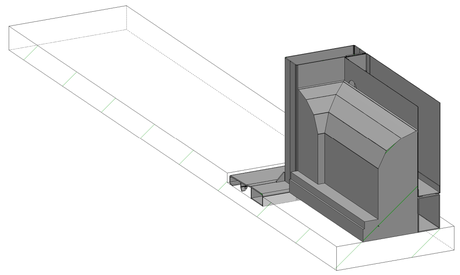

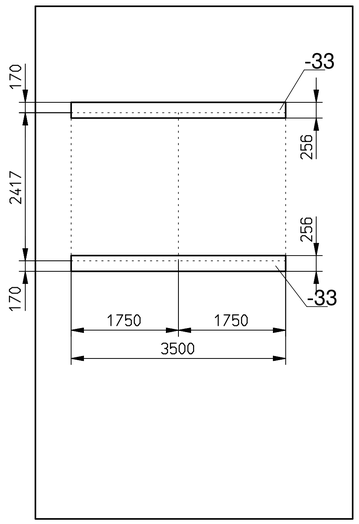

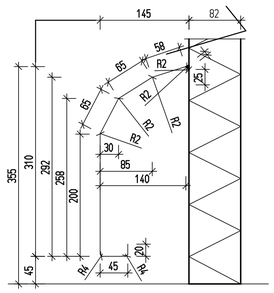

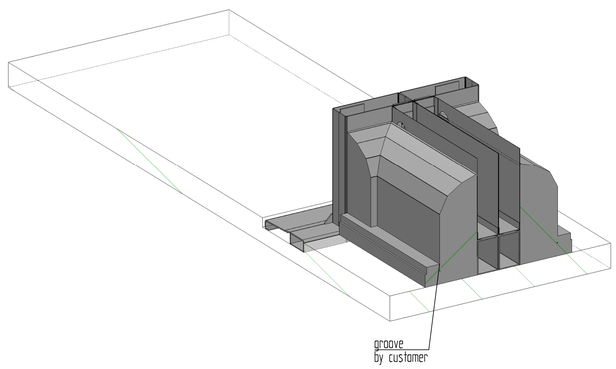

Important Indications

All rooms with machinery and / or smoke generators have to be vented. All openings must be open at all time.

For a good assembling progress it is necessary to draw the attention to free ways for the transport of the goods to the assemblings site.

The assembling of the installations should not be hampered by beams, supports, and other obstacles.

Basically there have to be provided moisture lock-outs between the top-edge of the floor and the installation by the costumer (for example MC-DUR2500 a.m.)

The construction of the floor for the erection place of the installation inclusive the pivoting area of fhe doors must be even and in one level.

In the chambers and around the machines the floor drains, or gutters have to be provided by the customer.

The total demand of freshair is 1200 m³/h.

2 VEMAG Intensiv- Cooling Installation for 1x2=2 Trolleys

Auftrag / Order: 1626098	d		Anlage aktualisiert		20.07.2009	Ficke
	c		Wand geändert, Gully entfernt, detail geändert		26.05.2009	Ficke
	b		Wand hinzu, Wasserrinne entfernt, detail geändert		18.05.2009	Ficke
Typ: X	Buchstabe	Änderungs-Nr.	Änderung		Tag	Name

Maße ohne Toleranzangabe nach DIN ISO 2768 m bzw. DIN EN ISO 13920 B /Schweißnähte nach RK 2000

Ersatz f.Zeichnung Nr.

Diese Zeichnung darf ohne Genehmigung weder vervielfältigt noch sonstwie benutzt, noch Dritten zugänglich gemacht werden. Alle Rechte für den Fall der Patenterteilung werden vorbehalten. (§7.Abs.1 des Pat.-ges.)

Maßstab	2009	Tag	Name
1:50	Gezeichn.	05.05.	Ficke
1:10	Geprüft		
	Normgepr.		

Zeichn.-Nr. A 5839/3 — Blatt — Format DIN A 1

Ersetzt d.Zeichnung Nr.

VEMAG ANLAGENBAU

EDV Bezeichnung: C-000432718.SZA

Layout

Saarionen Oy, Estland

Paßmaß | Abmaße

11.06.2024